



Individual Teaching Assistant Report Fall 2023 for ECO 441K - INTRODUCTION TO ECONOMETRICS (34765) (Yumin Hong)

Project Title: **Course Evaluations Fall 2023**

Courses Audience: **114**

Responses Received: **31**

Response Ratio: **27.2%**

Report Comments

Guide to the Interpretation of Course Evaluations at UT Austin

The goal of course evaluation process at UT Austin is to drive teaching excellence and to support continuous improvement in teaching and learning experiences. The two sets of scales used for core evaluation questions and the associated weights are:

Strongly Agree (5)
Agree (4)
Neutral (3)
Disagree (2)
Strongly Disagree (1)

Excellent (5)
Very Good (4)
Satisfactory (3)
Unsatisfactory (2)
Very Unsatisfactory (1)

The Mean is calculated by adding all of the weights for a single question and dividing by the number of respondents. The course workload question is not averaged.

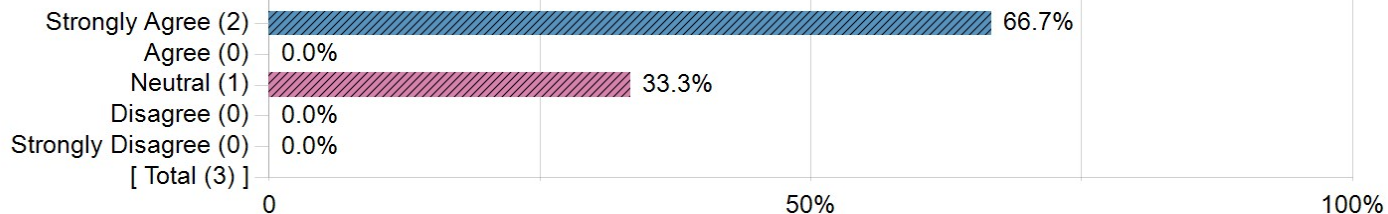
The number of students (e.g. respondents) marking each option is reported for each of the items. These frequency distributions provide information about the level of student ratings and the spread and shape of the class distribution of responses. The distributions thus provide a picture of student perception of a course.

Course evaluations provide snapshots of student perspectives on their course-level learning experiences. Most experts on teaching evaluation advise that no individual method gives the complete picture of an instructor's teaching effectiveness; multiple and diverse measures, on multiple occasions, are advised to give a full picture of the teaching effectiveness of a particular instructor. Moreover, other factors, such as size of class, level of the class, and content of the course, can cause small variations in the ratings. Therefore, student perspectives for a particular instructor or course should be interpreted as a snapshot, and not as providing complete information on the teaching effectiveness of that instructor.

Creation Date: **Friday, January 19, 2024**

Teaching Assistant Questions

The TA was available to help me as needed.



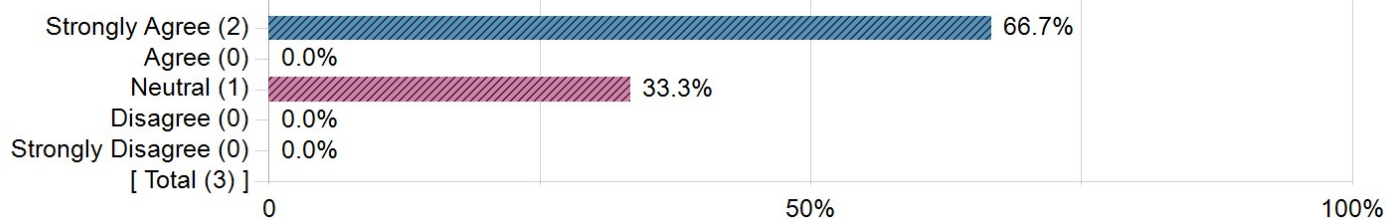
Statistics

Value

Mean

4.33

I felt the TA was approachable.



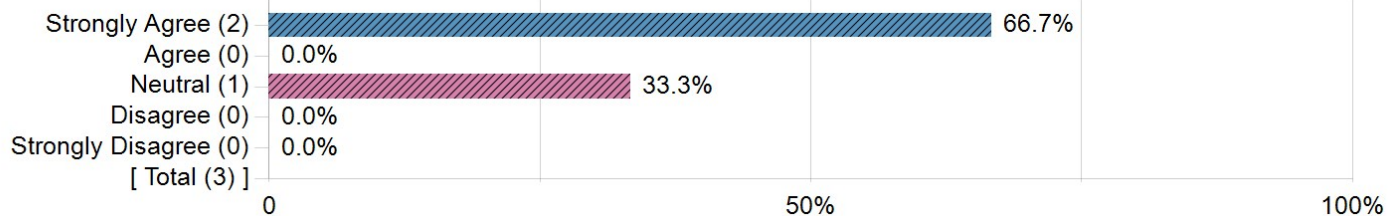
Statistics

Value

Mean

4.33

The TA explained course concepts, subject matter, or other course-related topics in a way that helped me learn.



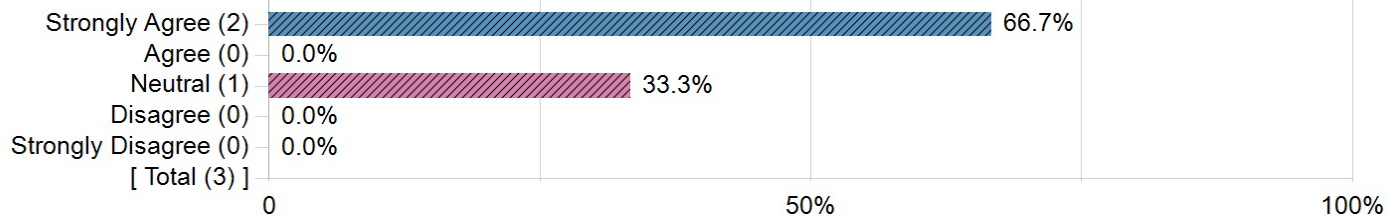
Statistics

Value

Mean

4.33

The TA was able to address most of my questions related to the course concepts, subject -matter, or topics.



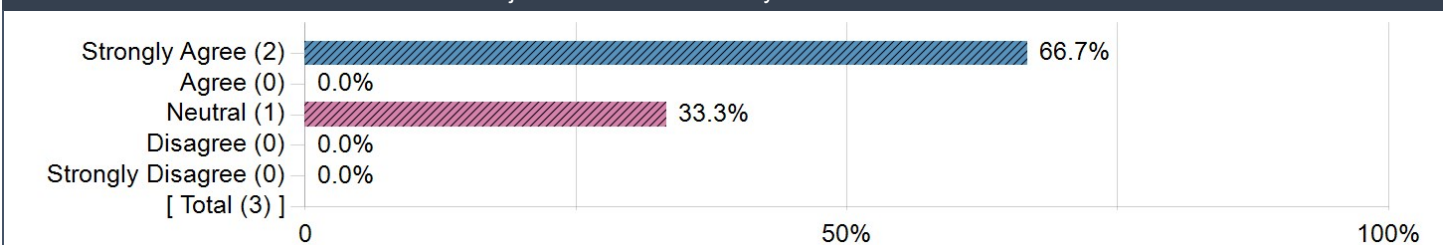
Statistics

Value

Mean

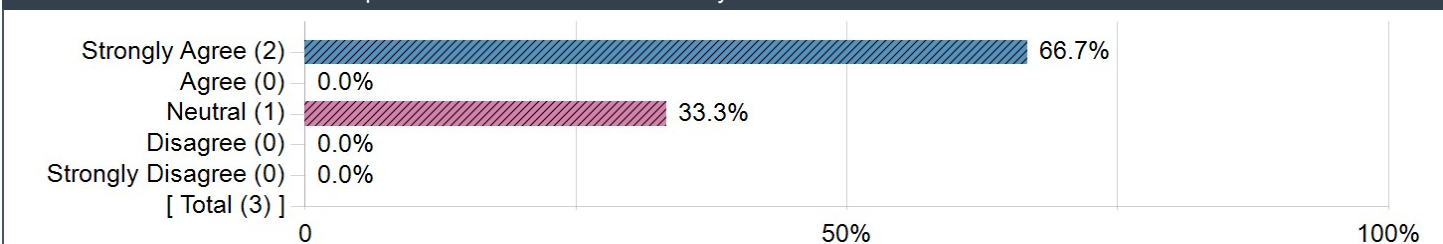
4.33

The TA communicated course content and subject matter with accuracy.



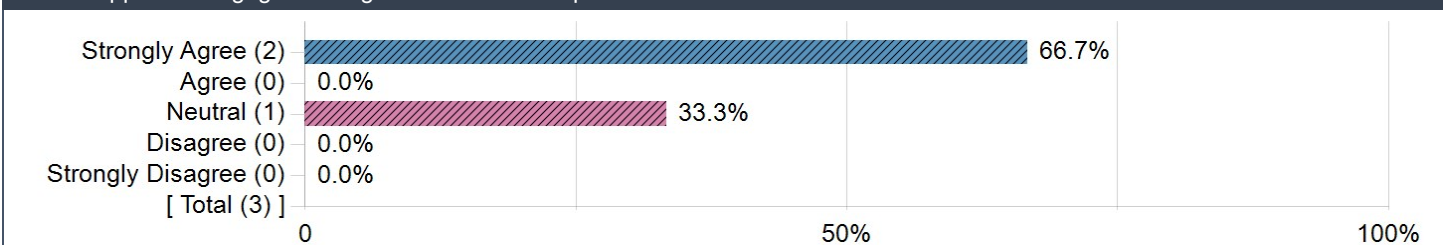
Statistics	Value
Mean	4.33

The TA communicated course expectations and instructions clearly.



Statistics	Value
Mean	4.33

The TA appeared engaged throughout the course experience.



Statistics	Value
Mean	4.33

Comment Questions

Identify aspects of your interactions with your teaching assistant that were most effective in helping your learning.

Comments
<p>From the beginning of the semester, TA Hong was very approachable and helpful in clarifying any issues I had with the problem sets. Whenever there were concepts, I struggled to understand, she took the time to walk me through what I was missing and explain the material in a way that helped me grasp it more effectively. She provided guidance without judgment, approaching me in a friendly manner that made me feel comfortable seeking out her assistance. Thanks to TA Hong's patient and clear explanations early on, I was able to resolve my confusions around challenging problems and develop a stronger comprehension of the course material. Her support early in the semester gave me the foundation I needed to understand the key concepts.</p>

What is one thing the teaching assistant could do differently to help improve future students' learning in this course?

Comments

Nothing, her guidance and personality made me understand course material effectively and would make a perfect TA for future students as well.